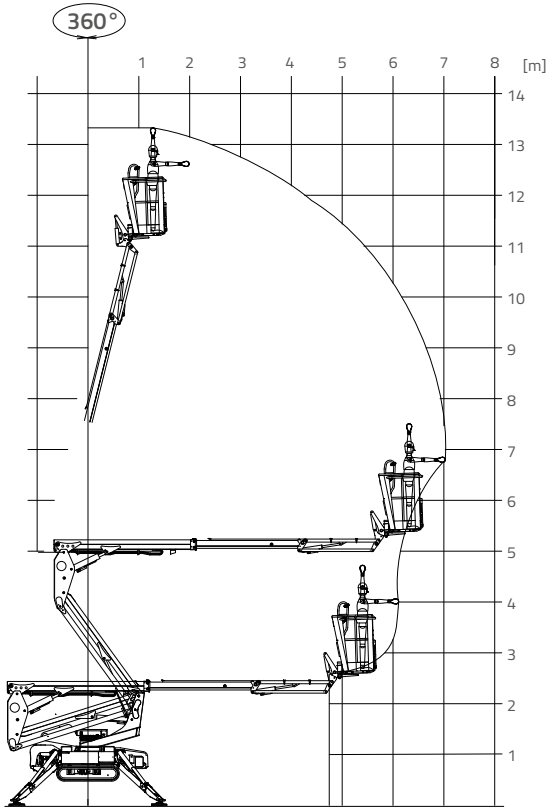
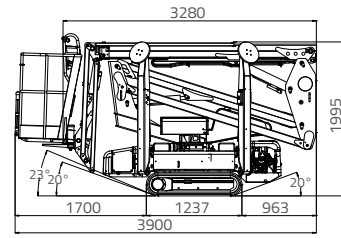
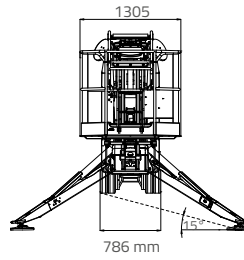












LIGHTLIFT 13.70

PERFORMANCE IIIs



-  13,30 m
-  7,08 m
-  3,90 m
-  3,28 m
-  1,99 m
-  1335x690xh.1100 mm
-  124° (+/-62°)
-  16° / 28,7%
-  2195 kg / 4839 lb (Honda)
-  Honda iGX390 - 11,7CV 3600rpm
HATZ 1B40 - 10CV 3600rpm

-  230V / 50 Hz - 2,2 Kw
110V / 50 Hz - 2,2 Kw
-  Fixed undercarriage *Mit fixer Breite 786 mm*
Widening undercarriage
Mit Spurverbreiterung 748/1100 mm
-  1,4 - 2,6 Km/h
-  1670daN - 2,36 daN/cm²
-  2800 x 2800mm
-  Automatic set up system IIIs std
IIIs - Abstütz- und Einfahrtomatik
serienmässig
-  Remote control
Kabelfernbedienung
-  GPRS-GPS
-  R.A.H.M.
-  100Ah/36V
Optional - *Optional*

